

11" x 17" Double Folded Brochure Outside

Image Size: 8.562" x 11.125"

- LIVE AREA-** Place all important images and text in this area
- SAFE ZONE-** Text and images in this area ARE AT RISK of being cut off
- BLEED-** Text and images in this area WILL be cut off. Anything that is to be printed to the edge of the final piece, must be extended fully into this area
- PANEL BLEED-** Make sure to bleed the front panel fully into the this area, to ensure images bleed completely to the fold line.

OPEN OR IMPORT TEMPLATE FILES AT 300 DPI


DELETE THIS LAYER!

You must delete this layer or it may be printed in your finished product. We will not be responsible for reprinting your job if this layer is included in your file or if your file is not set up with the proper bleeds/safe zones.

The white box displayed in this template is intended to show the placement of the required address elements. We do not recommend you build this white box into your artwork design. They will automatically overlay on top of your artwork for final print production.




FOLD LINE

FRONT PANEL



11" x 17" Double Folded Brochure Inside 1

Image Size: 8.562" x 11.125"


-  **LIVE AREA-** Place all important images and text in this area
-  **SAFE ZONE-** Text and images in this area ARE AT RISK of being cut off
-  **BLEED-** Text and images in this area WILL be cut off. Anything that is to be printed to the edge of the final piece, must be extended fully into this area

OPEN OR IMPORT TEMPLATE FILES AT 300 DPI

DELETE THIS LAYER!




You must delete this layer or it may be printed in your finished product. We will not be responsible for reprinting your job if this layer is included in your file or if your file is not set up with the proper bleeds/safe zones.

FOLD LINE



11" x 17" Double Folded Brochure Inside 2

Image Size: 11.125" x 17.125" Final Cut Size: 11" x 17" Final Fold Size: 8.5" x 5.5"

-  **LIVE AREA-** Place all important images and text in this area
-  **SAFE ZONE-** Text and images in this area ARE AT RISK of being cut off
-  **BLEED-** Text and images in this area WILL be cut off. Anything that is to be printed to the edge of the final piece, must be extended fully into this area.

OPEN OR IMPORT TEMPLATE FILES AT 300 DPI
DELETE THIS LAYER!
You must delete this layer or it may be printed in your finished product. We will not be responsible for reprinting your job if this layer is included in your file or if your file is not set up with the proper bleeds/safe zones.

FOLD LINE

FOLD LINE

